

CREDIT OPINION

5 May 2022

Update

Send Your Feedback

RATINGS

Moravian-Silesian, Region of

Domicile	Czech Republic
Long Term Rating	A1
Type	LT Issuer Rating - Fgn Curr
Outlook	Stable

Please see the [ratings section](#) at the end of this report for more information. The ratings and outlook shown reflect information as of the publication date.

Contacts

Irena Krizkowska +420.23.474.7528
 Analyst
 irena.krizkowska@moodys.com

Jacob Kasel +33.1.5330.3424
 Associate Analyst
 jacob.kasel@moodys.com

Massimo Visconti, +39.02.9148.1124
 MBA
 VP-Sr Credit Officer/Manager
 massimo.visconti@moodys.com

CLIENT SERVICES

Americas 1-212-553-1653
 Asia Pacific 852-3551-3077
 Japan 81-3-5408-4100
 EMEA 44-20-7772-5454

Moravian-Silesian, Region of

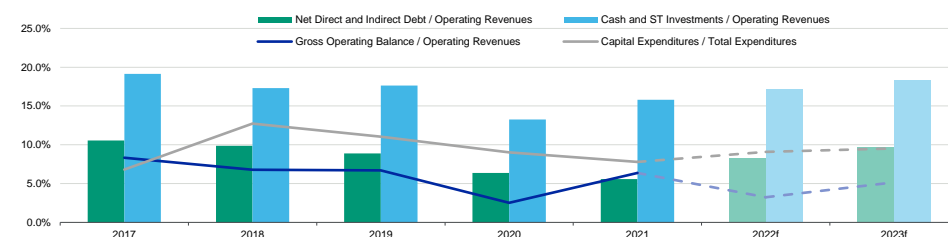
Update to credit analysis

Summary

The credit profile of the [Region of Moravian-Silesian](#) (MSR, A1 stable) reflects its low debt levels, solid operating performance, strong liquidity and a moderate likelihood that the [Government of the Czech Republic](#) (Aa3 stable) will provide support if the region faces acute liquidity stress. The MSR's operating performance is tightly linked to the development of the national economy, while its good self-funding capacity is attributable to the region's prudent budgetary management. The MSR's rating is constrained by the pressure stemming from investment requirements.

Exhibit 1

Strong liquidity and low debt levels



F = Forecast.

Source: The MSR and Moody's Investors Services

Credit strengths

- » Continued solid operating performance despite slower national economic growth in 2022-23 compared to pre-pandemic levels
- » Debt levels to remain low over 2022-2024
- » High level of liquid reserves

Credit challenges

- » Pressure on financial performance stemming from investment requirements
- » Growing inflation and resource constraints will exert additional pressure mainly on capital expenditures

Rating outlook

The stable rating outlook reflects our expectation that the region will maintain its solid operating performance, strong liquidity and low debt levels over the next 12-18 months. The stable rating outlook also reflects the stable outlook on the sovereign rating.

Factors that could lead to an upgrade

- » Sustained improvement in operating performance, along with sustained high cash levels and debt reduction.
- » An upgrade of the sovereign rating.

Factors that could lead to a downgrade

- » A deterioration in the MSR's operating margin, combined with a decline in liquidity and an increase in debt, would lead to downward pressure on the rating.
- » A downgrade of the sovereign rating would exert downward pressure on the rating.

Key indicators

Exhibit 2

Moravian-Silesian Region

Moravian-Silesian Region (31th December)	2017	2018	2019	2020	2021	2022f	2023f
Local GDP per capita as % of National GDP per capita	82.4%	83.5%	78.3%	78.0%	78.3%	78.3%	78.3%
Net Direct and Indirect Debt / Operating Revenues	10.6%	9.9%	8.9%	6.4%	5.6%	8.2%	9.7%
ST Debt / Operating revenue	3.3%	7.9%	3.3%	2.7%	2.5%	3.6%	3.3%
Interest Expenses / Operating Revenues	0.1%	0.1%	0.2%	0.1%	0.0%	0.3%	0.4%
Gross Operating Balance / Operating Revenues	8.3%	6.8%	6.7%	2.5%	6.4%	3.2%	5.2%
Cash Financing Surplus / Total Revenues	6.4%	-0.3%	2.1%	-1.4%	3.9%	-1.1%	0.2%
Cash / Net direct and indirect debt	181.3%	175.2%	198.4%	208.4%	283.3%	207.8%	189.5%
Capital Expenditures / Total Expenditures	6.8%	12.7%	11.0%	9.0%	7.8%	9.1%	9.5%
Cash and ST Investments / Operating Revenues	19.1%	17.3%	17.6%	13.3%	15.8%	17.1%	18.3%

F = Forecast

Source: The MSR, National Statistical Office and Moody's Investors Service

Detailed credit considerations

The credit profile of the MSR, as expressed in its A1 rating, combines a Baseline Credit Assessment (BCA) of a1 and a moderate likelihood of extraordinary support from the national government in the event that the region faces acute liquidity stress.

Baseline credit assessment

Likely solid operating performance

In 2021, the MSR's operating revenue grew despite pandemic related restrictions and reached CZK31.9 billion, which translates into a 11.8% increase from that of 2020. The key drivers of this growth were the rise in central government operating transfers to cover increased salaries of teachers and social workers, as well as to provide compensation for the financial burden of the extraordinary pandemic costs and therefore decreased revenues. Shared taxes, the most flexible source of revenue, increased to CZK8.0 billion in 2021 from CZK7.0 billion in 2020. The expected drop in personal income tax (-17% compared to 2021) caused by abolishing the super-gross salary was fully compensated by the growth in corporate income tax and value-added tax which posted the increase by 44% and 18% in 2021. Thus, MSR's operating performance improved in 2021, with a gross operating balance (GOB) at 6.4% of operating revenue compared to 2.5% in 2020.

This publication does not announce a credit rating action. For any credit ratings referenced in this publication, please see the ratings tab on the issuer/entity page on www.moody's.com for the most updated credit rating action information and rating history.

In 2022, we expect the MSR's GOB to decrease to around 3.2% of operating revenue as the result of expected economic slowdown at the national level (we expect the real GDP to grow by 1.2% in 2022) and slight increase in operating expenses driven by higher financial support to contributory organizations and rising expenses related to transportation compared to 2021.

In 2023, we expect positive economic growth for the Czech economy with real GDP growth at 2.5%. This will lead to improvements in the GOB margin to 5.2%, which will, nevertheless, remain below the pre-pandemic levels. Our economic outlook for 2022 and 2023, however, remains highly uncertain due to the ongoing Russia-Ukraine military conflict and a risk of a further escalation and/or broadening of the military conflict. The economic spill-over effect from the military conflict stems from higher commodity prices and input costs in general with consecutive negative impact on the economic growth.

Debt levels will remain low over 2022-23

The region's low ratio of net direct and indirect debt (NDID) to operating revenue declined further to 5.6% in 2021 from 6.4% in 2020. The MSR's direct debt of CZK1.75 billion consisted at year end 2021 of two loans totaling CZK1.06 billion from UniCredit Bank Czech Republic and Slovakia, CZK307 million loan from the [European Investment Bank](#) (EIB, Aaa stable) and a new CZK388 million loan (total limit CZK3 billion, to be drawn in phases till 2024) from Česká spořitelna to support investment projects.

The region has traditionally a high share of short-term debt (45.3% of total debt in 2021; 43% in 7 years average), this is represented by payments planned for the current year. However, this poses very little risk because of the high level of cash reserves and overall low level of debt. Most of the short-term debt is dedicated to prefinance subsidies from the central government and the [European Union](#) (EU, Aaa stable). Indirect debt, consisting of the debt of the Mosnov airport and provided guarantee for the debts of VaK Bruntál (water management company operating in MSR) accounted for 5.7% of NDID in 2021. Cash reserves at the end of 2021 were sufficient to cover outstanding debt by almost three times.

We expect the region's debt to increase slightly because of its investment requirements. Nevertheless, NDID will remain below 10% of operating revenue in 2022-23.

High level of liquid reserves

The region's track record of solid financial performance has led to a comfortable liquidity buffer over the last few years. In 2021 its accumulated cash and short-term investments increased, reaching upwards of CZK5.1 billion (15.8% of operating revenue), CZK1.26 billion more than that as of year-end 2020. The increase in liquidity in 2021 was caused mainly by the strong operating performance compared to 2020 when the pandemic started.

The liquidity management remained conservative using mainly term deposit for the free liquidity to take interest on free liquidity. MSR has term deposit in the amount of CZK 350 million (6.9% of total liquid reserves as of 12/2021) in Sberbank CZ (ultimately owned by Russian entities). Sberbank's liquidity position on the Czech market dramatically deteriorated as the result of a significant deposits' outflow after the escalation of the military conflict between Russia and Ukraine, therefore the Czech National Bank took steps towards the revocation of the banking license of Sberbank CZ. Currently MSR does not have access to these funds but we don't assess it as material given the comfortable level of liquidity and easy access to financial market in case of liquidity stress. As a reaction on this unprecedented situation MSR has reduced the deposits in selected banks and uses term deposit with notice period up to 14 days.

We expect the MSR's cash reserves to remain stable in 2022-23 about 17-18% of operating revenue. The region will slightly increase its debt to fund the cash financing deficit caused by higher capital expenditure compared to 2021.

Pressure on financial performance stemming from investment requirements

In 2021, capital spending represented CZK2.53 billion, or a very low 7.8% of total expenditure, which is lower than the long-term average (9%), and almost 47% was covered by central government and EU subsidies.

For 2022, the MSR budgeted CZK4 billion of capital spending. The highest proportion of investments is intended to flow into the sectors of traffic infrastructure, social services and education. MSR monitors the investment plan on quarterly basis and revises the level of capital spending in the budget of respective year.

We expect lower execution rate of the capital plan for 2022 at about CZK3 billion as the region usually overestimates the level of capital spending. Additional postponement of capital investments to upcoming years can stem from the current market situation with rising inflationary pressures and energy prices as well as a lack of raw materials.

The MSR's capital plan consists of two high-ticket projects — construction of a new library with the digital workplace, and renovation of the Mosnov airport runway. The realisation of these two projects depends on available funding sources, mainly from own revenue and subsidies. MSR has prepared several strategic projects planned to be co-financed with the Operational programme Just Transition Fund which is dedicated to addressing the social, economic and environmental impacts of the transition to a climate-neutral economy in selected Czech regions.

Extraordinary support considerations

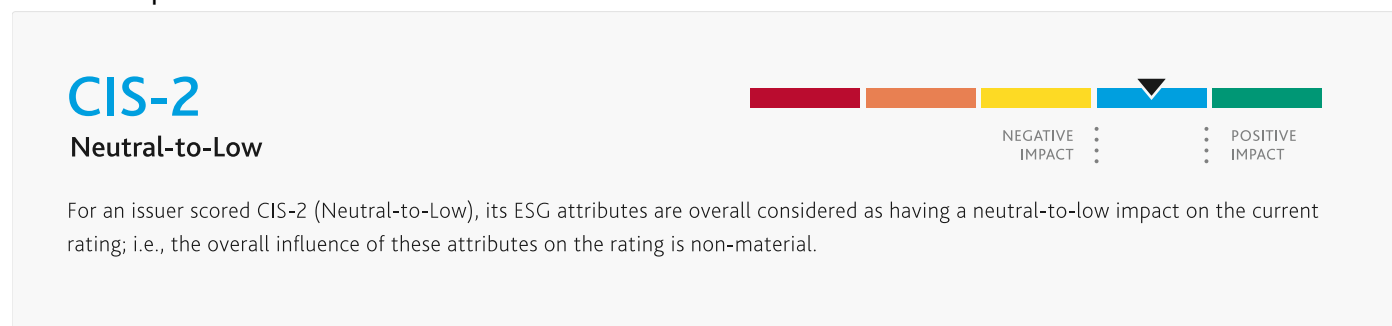
The MSR has a moderate likelihood of receiving extraordinary support from the central government, reflecting the central government's promotion of greater accountability for Czech regions. The system of oversight implemented by the central government requires regular monitoring of the regions' debt and liquidity. Reputational risk issues for the central government appear modest, given the regions' debt structure, which relies more on bank loans than on bonds.

ESG considerations

Region of Moravian-Silesian's ESG Credit Impact Score is Neutral-to-Low CIS-2

Exhibit 3

ESG Credit Impact Score

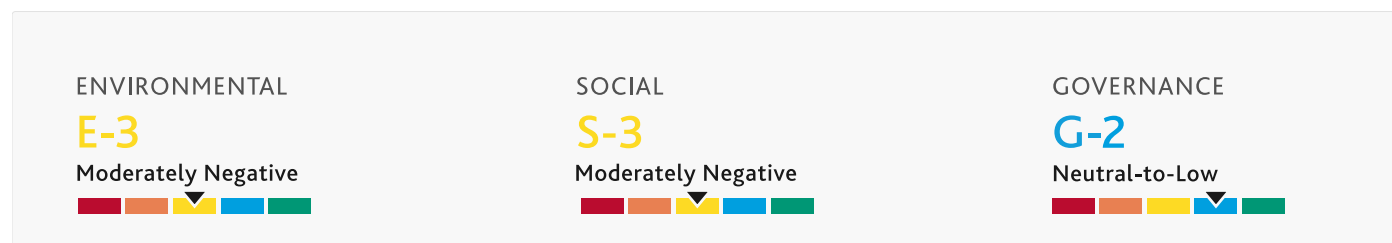


Source: Moody's Investors Service

Moravian-Silesian Region's ESG Credit Impact Score is neutral-to-low (**CIS-2**), reflecting moderate exposure to environmental and social risks along with solid institutions and governance strength.

Exhibit 4

ESG Issuer Profile Scores



Source: Moody's Investors Service

Environmental

The region's overall environmental issuer profile score is moderately negative (**E-3**), reflecting moderate exposure to physical climate risks and waste and pollution risks. The region's main risk stems from air pollution (the most exposed region in the Czech Republic), the Moravian-Silesian Region's position as one of the two industrial centers of the Czech Republic, and cross-border pollution from Poland. Despite recent considerable environmental improvement resulting from the decline in industrial production, coal mining and associated industrial sectors such as steel production influenced the character of the region's landscape for a long period. Other risks include contamination of soil and groundwater, mining subsidence and pollution of surface waters. Exposure to environmental risks is partly mitigated by investments in environmental protection which are significantly above the long term per-capita national average.

Social

We assess its social issuer profile score as moderately negative (**S-3**), reflecting moderate exposure to social risks across most categories. Emigration from the region used to be higher in the past because of the shutdown of the coal industry (which employed 15% of the workforce in 1990), but is still prevalent. Demographic change in the form of negative population change and therefore relatively fast population ageing (above the national average) poses another material long-term challenge to the region.

Governance

Moravian-Silesian Region's solid institutions and governance profile is captured by a neutral-to-low G issuer profile score (**G-2**). The region operates in an overall strong institutional framework. The region has a long history of conservative budgetary management with low debt appetite and has a set of sound internal controls in place. Coupled with solid financial position, this supports a high degree of resilience, mitigating E and S risks.

ESG Issuer Profile Scores and Credit Impact Scores for the rated entity/transaction are available on Moodys.com. In order to view the latest scores, please click [here](#) to go to the landing page for the entity/transaction on MDC and view the ESG Scores section.

Rating methodology and scorecard factors

The assigned BCA of a1 is higher than the scorecard-indicated BCA of a3. The matrix-generated BCA of a3 reflects an Idiosyncratic Risk score of 4 (presented below) on a 1-9 scale, where 1 represents the strongest relative credit quality and 9 the weakest; and a Systemic Risk score of Aa3, as reflected in the Czech Republic's sovereign bond rating.

The two-notch differential reflects a number of factors that the scorecard does not capture. These include limited impact of local GDP per capita on the region's fiscal income and the low amount of the short term debt in the absolute value, in addition fully covered by the cash reserves.

Exhibit 5

Moravian-Silesian, Region of Regional & Local Governments

Baseline Credit Assessment – Scorecard	Score	Value	Sub-factor Weighting	Sub-factor Total	Factor Weighting	Total
Factor 1: Economic Fundamentals				6.60	20%	1.32
Economic Strength [1]	9	78.20%	70%			
Economic Volatility	1		30%			
Factor 2: Institutional Framework				5	20%	1.00
Legislative Background	1		50%			
Financial Flexibility	9		50%			
Factor 3: Financial Position				3.25	30%	0.98
Operating Margin [2]	3	5.32%	12.5%			
Interest Burden [3]	1	0.07%	12.5%			
Liquidity	1		25%			
Debt Burden [4]	1	5.58%	25%			
Debt Structure [5]	9	44.43%	25%			
Factor 4: Governance and Management				1	30%	0.30
Risk Controls and Financial Management	1					
Investment and Debt Management	1					
Transparency and Disclosure	1					
Idiosyncratic Risk Assessment						3.60 (4)
Systemic Risk Assessment						Aa3
Scorecard-Indicated BCA Outcome						a3
Assigned BCA						a1

[1] Local GDP per capita as % of national GDP per capita

[2] Gross operating balance/operating revenues

[3] Interest payments/operating revenues

[4] Net direct and indirect debt/operating revenues

[5] Short-term direct debt/total direct debt

Source: Moody's Investors Service; Fiscal 2021.

Ratings

Exhibit 6

Category	Moody's Rating
MORAVIAN-SILESIA, REGION OF	
Outlook	Stable
Issuer Rating	A1

Source: Moody's Investors Service

© 2022 Moody's Corporation, Moody's Investors Service, Inc., Moody's Analytics, Inc. and/or their licensors and affiliates (collectively, "MOODY'S"). All rights reserved. CREDIT RATINGS ISSUED BY MOODY'S CREDIT RATINGS AFFILIATES ARE THEIR CURRENT OPINIONS OF THE RELATIVE FUTURE CREDIT RISK OF ENTITIES, CREDIT COMMITMENTS, OR DEBT OR DEBT-LIKE SECURITIES, AND MATERIALS, PRODUCTS, SERVICES AND INFORMATION PUBLISHED BY MOODY'S (COLLECTIVELY, "PUBLICATIONS") MAY INCLUDE SUCH CURRENT OPINIONS. MOODY'S DEFINES CREDIT RISK AS THE RISK THAT AN ENTITY MAY NOT MEET ITS CONTRACTUAL FINANCIAL OBLIGATIONS AS THEY COME DUE AND ANY ESTIMATED FINANCIAL LOSS IN THE EVENT OF DEFAULT OR IMPAIRMENT. SEE APPLICABLE MOODY'S RATING SYMBOLS AND DEFINITIONS PUBLICATION FOR INFORMATION ON THE TYPES OF CONTRACTUAL FINANCIAL OBLIGATIONS ADDRESSED BY MOODY'S CREDIT RATINGS. CREDIT RATINGS DO NOT ADDRESS ANY OTHER RISK, INCLUDING BUT NOT LIMITED TO: LIQUIDITY RISK, MARKET VALUE RISK, OR PRICE VOLATILITY. CREDIT RATINGS, NON-CREDIT ASSESSMENTS ("ASSESSMENTS"), AND OTHER OPINIONS INCLUDED IN MOODY'S PUBLICATIONS ARE NOT STATEMENTS OF CURRENT OR HISTORICAL FACT. MOODY'S PUBLICATIONS MAY ALSO INCLUDE QUANTITATIVE MODEL-BASED ESTIMATES OF CREDIT RISK AND RELATED OPINIONS OR COMMENTARY PUBLISHED BY MOODY'S ANALYTICS, INC. AND/OR ITS AFFILIATES. MOODY'S CREDIT RATINGS, ASSESSMENTS, OTHER OPINIONS AND PUBLICATIONS DO NOT CONSTITUTE OR PROVIDE INVESTMENT OR FINANCIAL ADVICE, AND MOODY'S CREDIT RATINGS, ASSESSMENTS, OTHER OPINIONS AND PUBLICATIONS ARE NOT AND DO NOT PROVIDE RECOMMENDATIONS TO PURCHASE, SELL, OR HOLD PARTICULAR SECURITIES. MOODY'S CREDIT RATINGS, ASSESSMENTS, OTHER OPINIONS AND PUBLICATIONS DO NOT COMMENT ON THE SUITABILITY OF AN INVESTMENT FOR ANY PARTICULAR INVESTOR. MOODY'S ISSUES ITS CREDIT RATINGS, ASSESSMENTS AND OTHER OPINIONS AND PUBLISHES ITS PUBLICATIONS WITH THE EXPECTATION AND UNDERSTANDING THAT EACH INVESTOR WILL, WITH DUE CARE, MAKE ITS OWN STUDY AND EVALUATION OF EACH SECURITY THAT IS UNDER CONSIDERATION FOR PURCHASE, HOLDING, OR SALE.

MOODY'S CREDIT RATINGS, ASSESSMENTS, OTHER OPINIONS, AND PUBLICATIONS ARE NOT INTENDED FOR USE BY RETAIL INVESTORS AND IT WOULD BE RECKLESS AND INAPPROPRIATE FOR RETAIL INVESTORS TO USE MOODY'S CREDIT RATINGS, ASSESSMENTS, OTHER OPINIONS OR PUBLICATIONS WHEN MAKING AN INVESTMENT DECISION. IF IN DOUBT YOU SHOULD CONTACT YOUR FINANCIAL OR OTHER PROFESSIONAL ADVISER.

ALL INFORMATION CONTAINED HEREIN IS PROTECTED BY LAW, INCLUDING BUT NOT LIMITED TO, COPYRIGHT LAW, AND NONE OF SUCH INFORMATION MAY BE COPIED OR OTHERWISE REPRODUCED, REPACKAGED, FURTHER TRANSMITTED, TRANSFERRED, DISSEMINATED, REDISTRIBUTED OR RESOLD, OR STORED FOR SUBSEQUENT USE FOR ANY SUCH PURPOSE, IN WHOLE OR IN PART, IN ANY FORM OR MANNER OR BY ANY MEANS WHATSOEVER, BY ANY PERSON WITHOUT MOODY'S PRIOR WRITTEN CONSENT.

MOODY'S CREDIT RATINGS, ASSESSMENTS, OTHER OPINIONS AND PUBLICATIONS ARE NOT INTENDED FOR USE BY ANY PERSON AS A BENCHMARK AS THAT TERM IS DEFINED FOR REGULATORY PURPOSES AND MUST NOT BE USED IN ANY WAY THAT COULD RESULT IN THEM BEING CONSIDERED A BENCHMARK.

All information contained herein is obtained by MOODY'S from sources believed by it to be accurate and reliable. Because of the possibility of human or mechanical error as well as other factors, however, all information contained herein is provided "AS IS" without warranty of any kind. MOODY'S adopts all necessary measures so that the information it uses in assigning a credit rating is of sufficient quality and from sources MOODY'S considers to be reliable including, when appropriate, independent third-party sources. However, MOODY'S is not an auditor and cannot in every instance independently verify or validate information received in the rating process or in preparing its Publications.

To the extent permitted by law, MOODY'S and its directors, officers, employees, agents, representatives, licensors and suppliers disclaim liability to any person or entity for any indirect, special, consequential, or incidental losses or damages whatsoever arising from or in connection with the information contained herein or the use of or inability to use any such information, even if MOODY'S or any of its directors, officers, employees, agents, representatives, licensors or suppliers is advised in advance of the possibility of such losses or damages, including but not limited to: (a) any loss of present or prospective profits or (b) any loss or damage arising where the relevant financial instrument is not the subject of a particular credit rating assigned by MOODY'S.

To the extent permitted by law, MOODY'S and its directors, officers, employees, agents, representatives, licensors and suppliers disclaim liability for any direct or compensatory losses or damages caused to any person or entity, including but not limited to by any negligence (but excluding fraud, willful misconduct or any other type of liability that, for the avoidance of doubt, by law cannot be excluded) on the part of, or any contingency within or beyond the control of, MOODY'S or any of its directors, officers, employees, agents, representatives, licensors or suppliers, arising from or in connection with the information contained herein or the use of or inability to use any such information.

NO WARRANTY, EXPRESS OR IMPLIED, AS TO THE ACCURACY, TIMELINESS, COMPLETENESS, MERCHANTABILITY OR FITNESS FOR ANY PARTICULAR PURPOSE OF ANY CREDIT RATING, ASSESSMENT, OTHER OPINION OR INFORMATION IS GIVEN OR MADE BY MOODY'S IN ANY FORM OR MANNER WHATSOEVER.

Moody's Investors Service, Inc., a wholly-owned credit rating agency subsidiary of Moody's Corporation ("MCO"), hereby discloses that most issuers of debt securities (including corporate and municipal bonds, debentures, notes and commercial paper) and preferred stock rated by Moody's Investors Service, Inc. have, prior to assignment of any credit rating, agreed to pay to Moody's Investors Service, Inc. for credit ratings opinions and services rendered by it fees ranging from \$1,000 to approximately \$5,000,000. MCO and Moody's Investors Service also maintain policies and procedures to address the independence of Moody's Investors Service credit ratings and credit rating processes. Information regarding certain affiliations that may exist between directors of MCO and rated entities, and between entities who hold credit ratings from Moody's Investors Service and have also publicly reported to the SEC an ownership interest in MCO of more than 5%, is posted annually at www.moody's.com under the heading "Investor Relations — Corporate Governance — Director and Shareholder Affiliation Policy."

Additional terms for Australia only: Any publication into Australia of this document is pursuant to the Australian Financial Services License of MOODY'S affiliate, Moody's Investors Service Pty Limited ABN 61 003 399 657 AFSL 336969 and/or Moody's Analytics Australia Pty Ltd ABN 94 105 136 972 AFSL 383569 (as applicable). This document is intended to be provided only to "wholesale clients" within the meaning of section 761G of the Corporations Act 2001. By continuing to access this document from within Australia, you represent to MOODY'S that you are, or are accessing the document as a representative of, a "wholesale client" and that neither you nor the entity you represent will directly or indirectly disseminate this document or its contents to "retail clients" within the meaning of section 761G of the Corporations Act 2001. MOODY'S credit rating is an opinion as to the creditworthiness of a debt obligation of the issuer, not on the equity securities of the issuer or any form of security that is available to retail investors.

Additional terms for Japan only: Moody's Japan K.K. ("MJKK") is a wholly-owned credit rating agency subsidiary of Moody's Group Japan G.K., which is wholly-owned by Moody's Overseas Holdings Inc., a wholly-owned subsidiary of MCO. Moody's SF Japan K.K. ("MSFJ") is a wholly-owned credit rating agency subsidiary of MJKK. MSFJ is not a Nationally Recognized Statistical Rating Organization ("NRSRO"). Therefore, credit ratings assigned by MSFJ are Non-NRSRO Credit Ratings. Non-NRSRO Credit Ratings are assigned by an entity that is not a NRSRO and, consequently, the rated obligation will not qualify for certain types of treatment under U.S. laws. MJKK and MSFJ are credit rating agencies registered with the Japan Financial Services Agency and their registration numbers are FSA Commissioner (Ratings) No. 2 and 3 respectively.

MJKK or MSFJ (as applicable) hereby disclose that most issuers of debt securities (including corporate and municipal bonds, debentures, notes and commercial paper) and preferred stock rated by MJKK or MSFJ (as applicable) have, prior to assignment of any credit rating, agreed to pay to MJKK or MSFJ (as applicable) for credit ratings opinions and services rendered by it fees ranging from JPY100,000 to approximately JPY550,000,000.

MJKK and MSFJ also maintain policies and procedures to address Japanese regulatory requirements.

REPORT NUMBER 1326834

CLIENT SERVICES

Americas	1-212-553-1653
Asia Pacific	852-3551-3077
Japan	81-3-5408-4100
EMEA	44-20-7772-5454